

# PMMP IJ COMPANY UPDATE

PT Panca Mitra Multiperdana Tbk



---

## Share Price Data (as of 31<sup>th</sup> August 2021):

---

Ticker on IDX	PMMP
Last Closing Price (IDR):	500
Outstanding Shares:	2,353,000,000
Market Cap (IDR Bn):	1,176.5

---

## Contact us:

---

Christian Jonathan Sutanto

Corporate Secretary

PT Panca Mitra Multiperdana Tbk

[corsec@pancamitra.com](mailto:corsec@pancamitra.com)

*August 2021*

# Company Update : August 2021

## COMPANY HIGHLIGHTS

- PMMP's newest plant construction progress has reached 98% and scheduled to be completed in mid September 2021.
- PMMP recorded 9,677 tons of sales volume as of June 2021, increased by 2.8% YoY from June 2020. Aligned with our business strategy, our Value-Added products' sales managed to increase by 23.9% YoY from June 2020, while our Cooked Shrimp products' sales also increased by 24.7% YoY from June 2020.
- PMMP's sales for Q2 2021 recorded an increase of 2.9% YoY, with recorded revenue of USD 85.7 millions

### 8<sup>th</sup> Plant Construction Progress

- The construction process of the latest 8th factory has now reached 98% of the construction process. As of August 2021, all the machinery and equipment have been fully installed. PMMP targets that the commercial operation date will be commenced in mid September 2021. The 8<sup>th</sup> factory will be focused on value added products, namely Pre-Fried Breaded Shrimp.

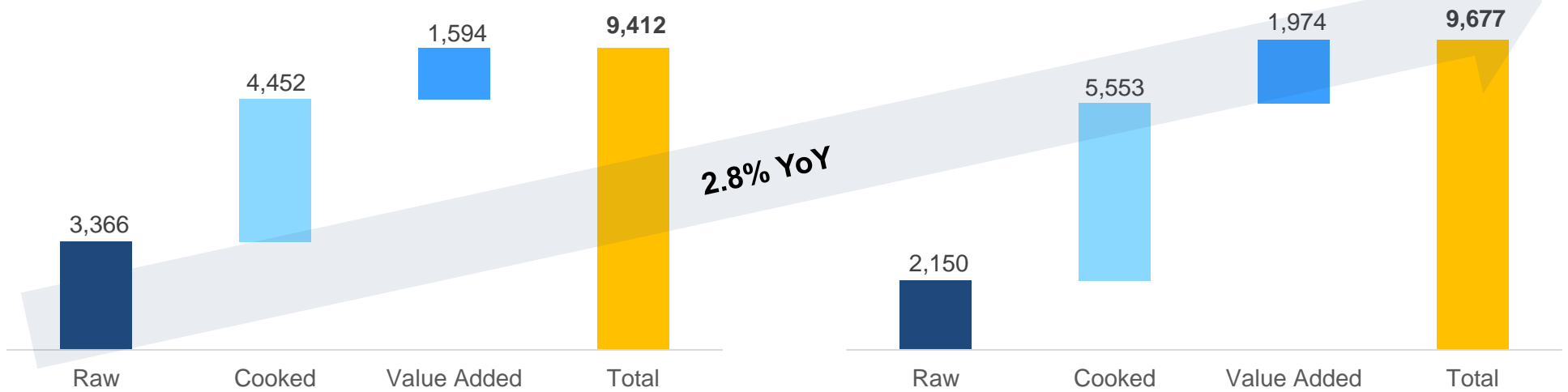


# Company Update : August 2021

## PMMP SALES VOLUME (YTD JUNE 2021)

PMMP's Sales Volume YTD June 2020 (Tons)

PMMP's Sales Volume YTD June 2021 (Tons)



Raw Product

Cooked Product

Value Added Product



-36.1%

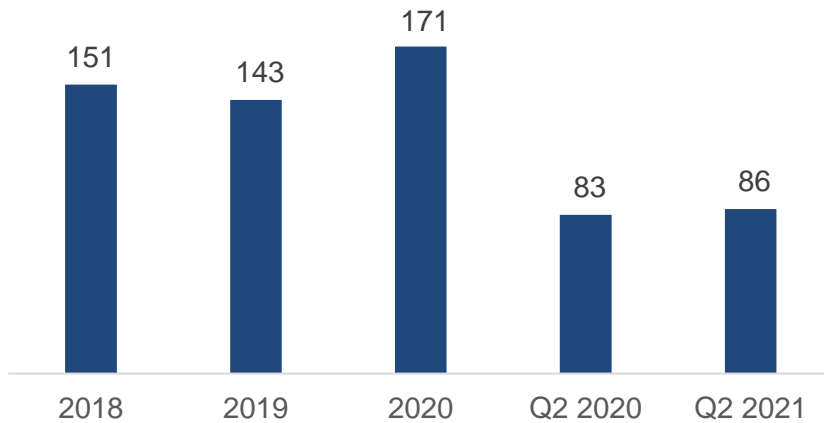
24.7%

23.9%

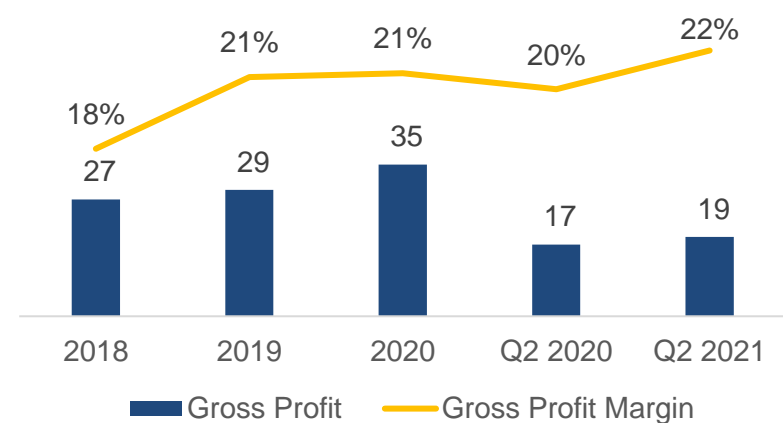
# Company Update : August 2021

## IN HOUSE FINANCIAL RESULT Q2 2021

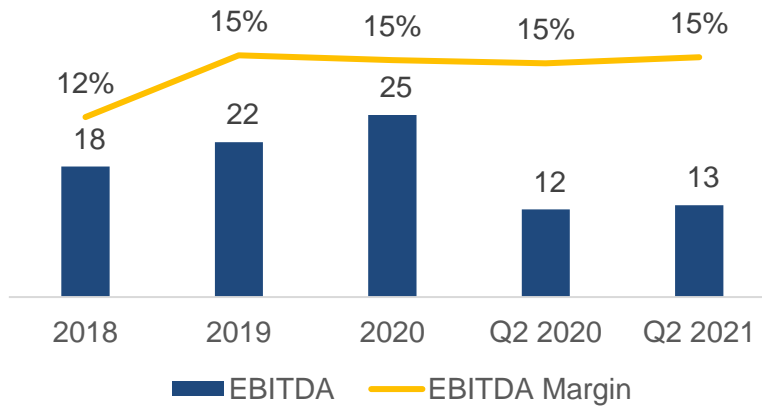
**Net Sales (USD Mn)**



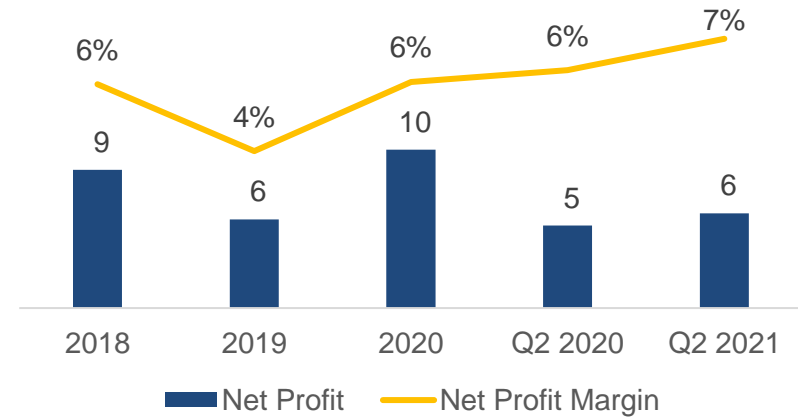
**Gross Profit (USD Mn)**



**EBITDA (USD Mn)**



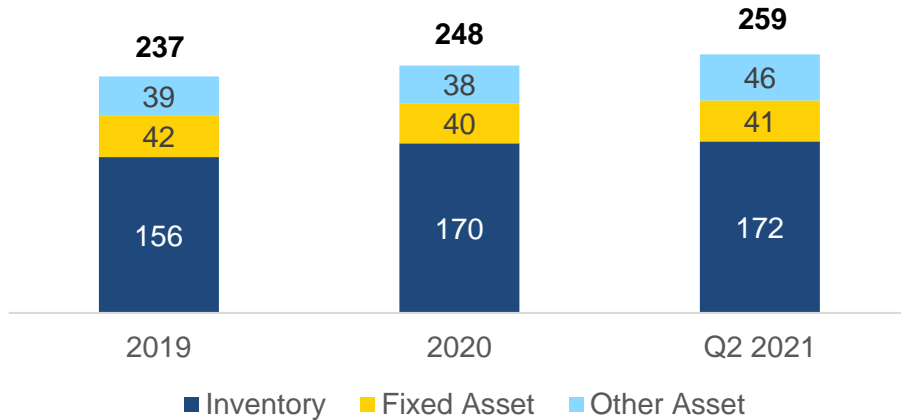
**Net Income (USD Mn)**



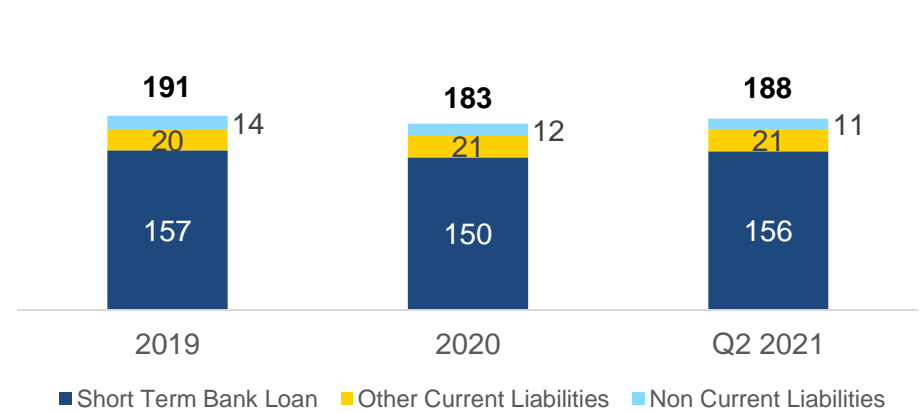
# Company Update : August 2021

## IN HOUSE FINANCIAL RESULT Q2 2021

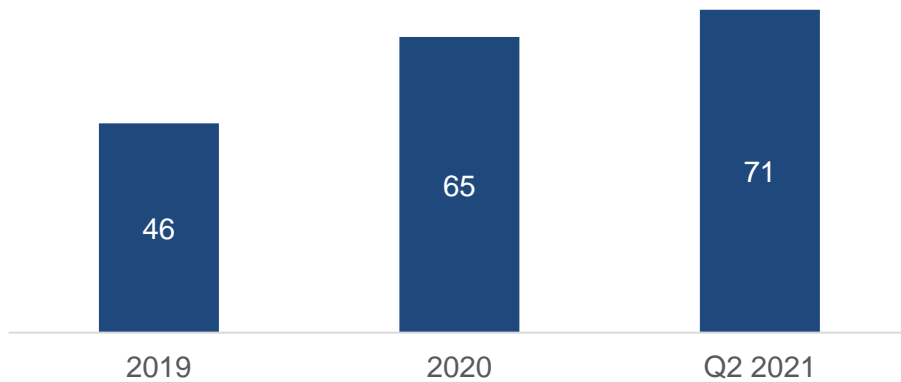
### Assets (USD Mn)



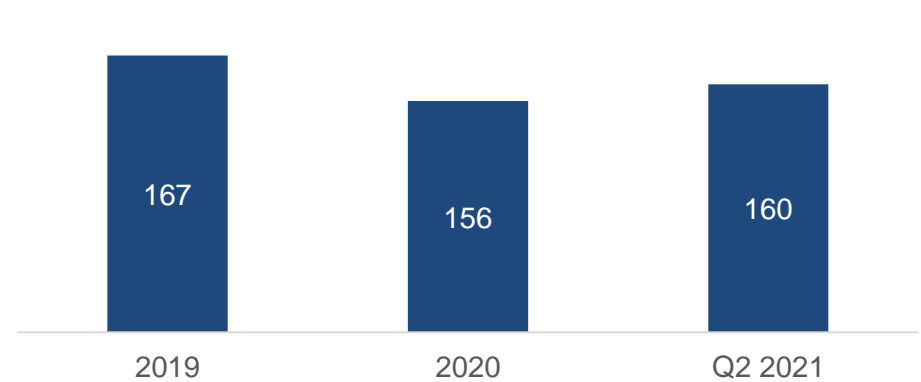
### Liabilities (USD Mn)



### Equity (USD Mn)



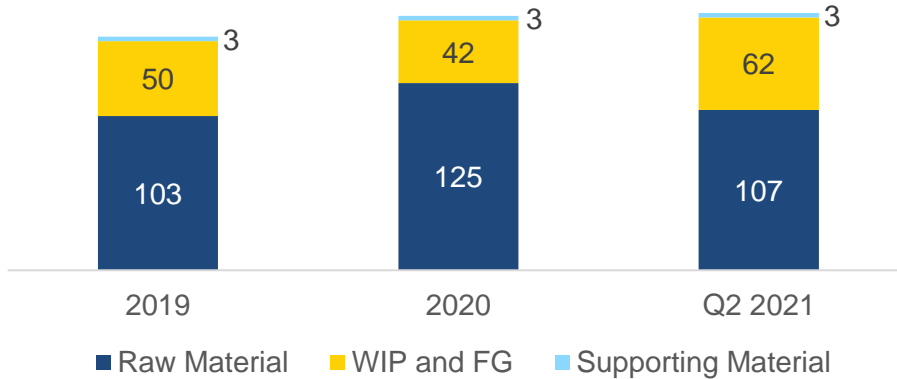
### Interest Bearing Debt (USD Mn)



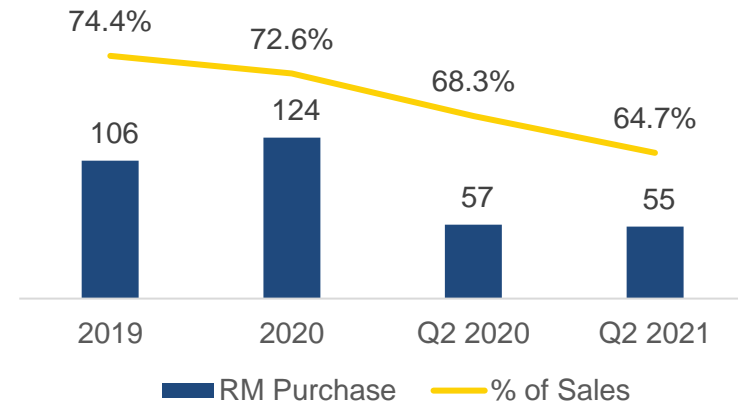
# Company Update : August 2021

## IN HOUSE FINANCIAL RESULT Q2 2021

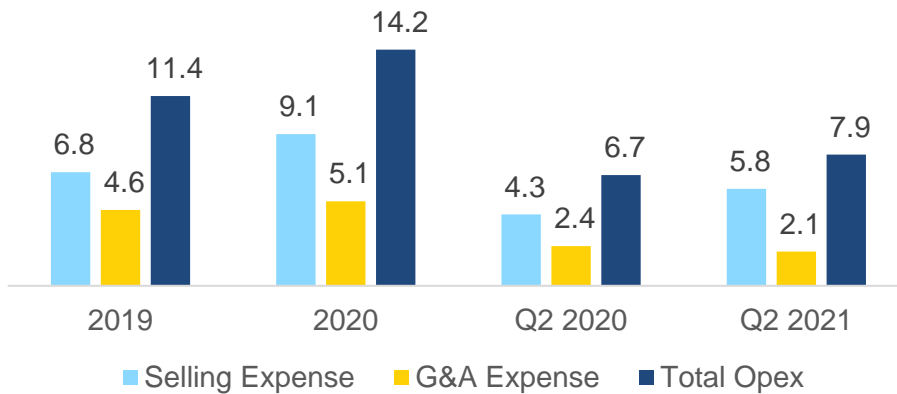
Inventory Level (USD Mn)



Operational Efficiency



Operating Expense (USD Mn)



Manufacturing Expense Composition

